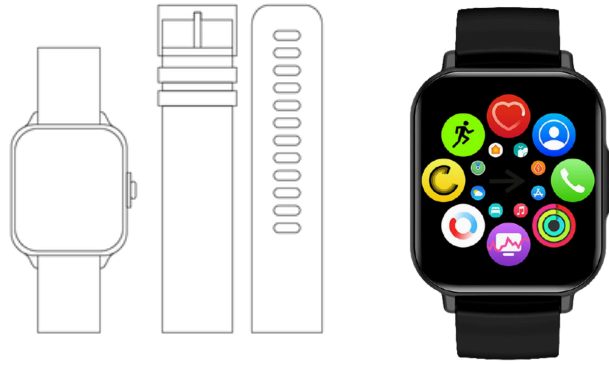


WATCHES



TELEFUNKEN MANUAL

TLSM 01 PHASE 2



BEFORE FIRST USE

Please read these precautions before the first use of the device. Any problem occurring while the user has not read these precautions will not be the responsibility of W2 SAS or its distributors.

- Do not use the device for functions other than those described in the manual.
- Do not subject the device to violent shocks or severe vibrations, as this may cause serious malfunctions.
- Do not use or place the device in excessively hot, humid, or highly magnetic environments.
- This product is not waterproof.
- When materials are on the device, wipe it with a towel or soft cloth. Do not clean the device with flammable solvents such as alcohol, benzene, thinners, etc.
- Do not disassemble and reassemble the device yourself; otherwise, the warranty may no longer apply to the device.
- Do not shake the device or inflict shocks while it is connected to another device.
- Fully charge the battery.
- Operating temperature: 0-40°C.

Descriptions are based on your device's default settings. W2 SAS cannot be held responsible for performance issues related to applications provided by providers other than W2S SAS. W2 SAS cannot be held responsible for performance issues or incompatibilities arising from user modifications to the settings. Data services such as sending or receiving messages, downloading or uploading data, automatic synchronization, or the use of location services may incur additional charges, depending on your subscription plan. The applications provided by default with the TLSM04 may be modified or no longer available without notice. If you have questions about an application provided with the TLSM04, contact a TELEFUNKEN after-sales service center: [TELEFUNKEN Support](#). For user-installed applications, contact the operators. The illustrations in this manual are based on the TLSM04 model. Depending on the manufacturer and model of the mobile device you connect to the TLSM04, some functions may not conform to the descriptions in this manual. The TLSM04 watch is guaranteed for 2 years with replacement according to the warranty available on the TELEFUNKEN support: [TELEFUNKEN Warranty](#).

W2SAS declares that this device complies with the essential requirements and other relevant provisions of the R&TTE Directive 2014/53/EC. The full declaration of conformity is available upon request from our customer service: supportclient@w2sas.fr.

- Please read these precautions before the first use of the device. Any problem occurring while the user has not read these precautions will not be the responsibility of W2 SAS or its distributors.
- Do not use the device for functions other than those described in the manual.
- Do not subject the device to violent shocks or severe vibrations, as this may cause serious malfunctions.
- Do not use or place the device in excessively hot, humid, or highly magnetic environments.
- This product is not waterproof.
- When materials are on the device, wipe it with a towel or soft cloth. Do not clean the device with flammable solvents such as alcohol, benzene, thinners, etc.
- Do not disassemble and reassemble the device yourself; otherwise, the warranty may no longer apply to the device.
- Do not shake the device or inflict shocks while it is connected to another device.
- Fully charge the battery.
- Operating temperature: 0-40°C.

TELEFUNKEN and the shown TELEFUNKEN-logos are trademarks of TELEFUNKEN licence by Licensee :
W2 SAS 23 RUE DE CLOCHEVILLE 37000 TOURS
FRANCE



TELEFUNKEN MANUAL

TLSM 01 Phase 2



SPECIFIC ABSORPTION RATE (SAR)

The SAR of connected watches/wireless headphones quantifies the maximum level of user exposure to electromagnetic waves for a limb or the trunk. French regulations require that the SAR does not exceed 2W/Kg for the trunk and 4W/Kg for limbs.

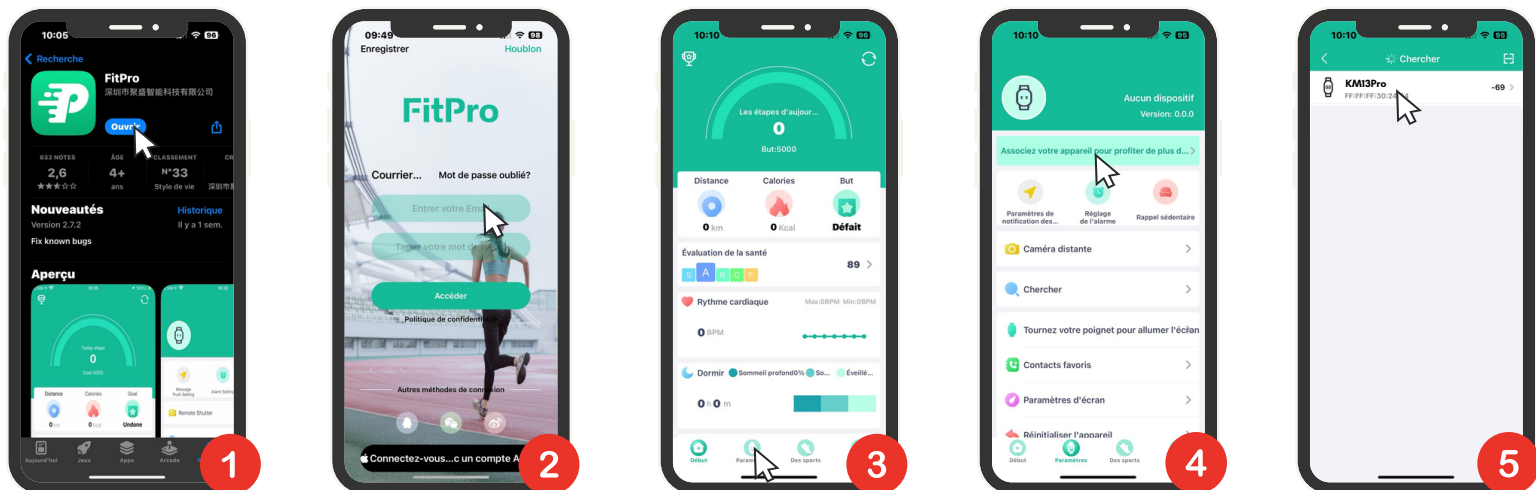
- Trunk SAR: 1.87W/Kg
- Limb SAR: 1.50W/Kg

BEFORE FIRST USE

- Charge the TLSM01 Phase 2 for one hour before first use.
- Insert the USB charger plug into a power source.
- The other side of the charger is magnetic and attaches directly to the back of the watch.

CONNEXION

1. Download the Fit Pro app from the App Store or Google Play.
2. Once the watch is charged, access the app on your phone, skip the ad, and log in to your account (create it if not done yet).
3. Click on "Settings" at the bottom of the screen, then on "Pair your device."
4. Choose TLSM01 Phase 2 / KM13Pro from the list and accept the pairing.



Not all watch faces support customization. This product is not a medical device. Measurement data is provided for reference only and cannot be used to make a medical diagnosis. The 24-hour heart rate detection function requires the user to activate the function in the app. The IP67 rating indicates protection against temporary immersion effects, up to 1 meter and for 30 minutes. We do not recommend keeping the watch on during hot showers as the heat could damage the seal ensuring IP67 protection. Battery life may vary depending on settings, usage conditions, and other factors. The advertised battery life is in standard mode without 24/7 function activation, without using sport mode, and with 15 minutes of Bluetooth® calls per week for watches with this option and using theater or power-saving mode in the evening or during sleep. Product images and screen content shown above are for reference only and are not contractual. The accuracy and sensitivity of the training recognition function vary from person to person and are related to the user's posture and performance during training.

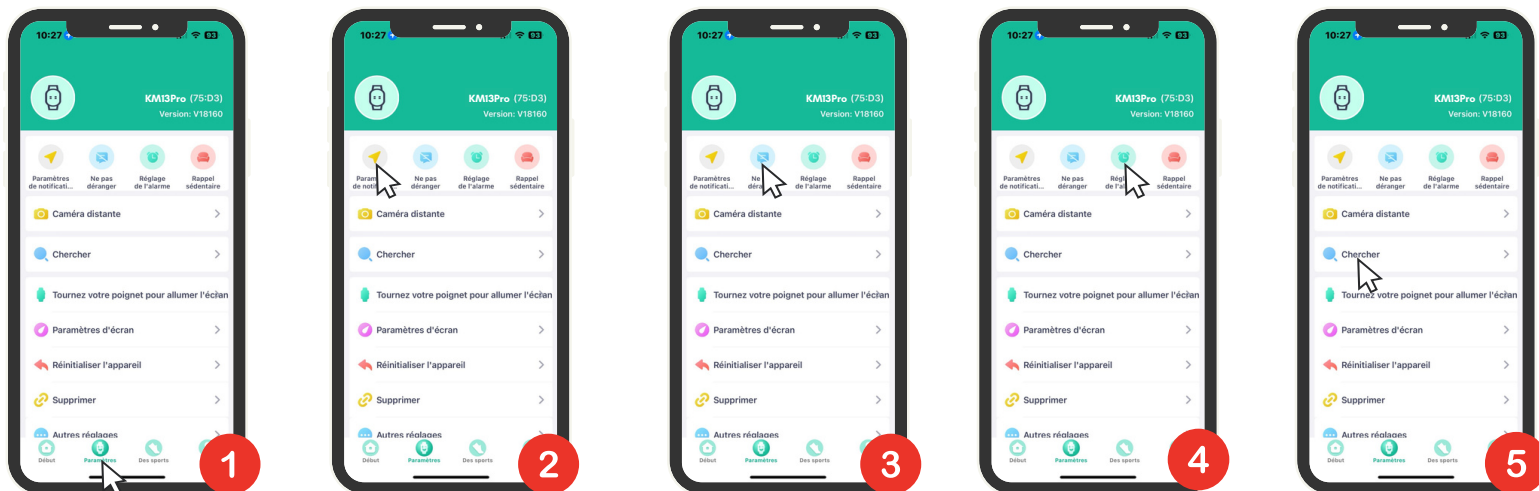


TELEFUNKEN MANUAL

TLSM 01 Phase 2

GENERAL SETTINGS

- Notification Settings: Enable various phone notifications directly to your wrist.
- Do Not Disturb Mode: Temporarily disables notifications on your watch.
- Alarm Settings: Configure an alarm directly on your wrist.
- Find Function: Helps locate your watch.



MAIN FUNCTIONS



Health:
Blood pressure, Blood oxygen level, Heart function: Press the screen for 2 seconds to start measuring your heart rate/oxygen level. Note: Your watch should be snug on your wrist for optimal reading.



Other Options:
Photo control, Sleep analysis, Brightness control, Configuration center, Music Player function. Note: Change your wallpaper using the side dial on the watch.



Sport:
The watch provides real-time step count, calories burned, and heart function. Note: These data are reset daily.



Home Screen:
Change this screen via the app. Three different screens with display settings and option choices.

Not all watch faces support customization. This product is not a medical device. Measurement data is provided for reference only and cannot be used to make a medical diagnosis. The 24-hour heart rate detection function requires the user to activate the function in the app. The IP67 rating indicates protection against temporary immersion effects, up to 1 meter and for 30 minutes. We do not recommend keeping the watch on during hot showers as the heat could damage the seal ensuring IP67 protection. Battery life may vary depending on settings, usage conditions, and other factors. The advertised battery life is in standard mode without 24/7 function activation, without using sport mode, and with 15 minutes of Bluetooth® calls per week for watches with this option and using theater or power-saving mode in the evening or during sleep. Product images and screen content shown above are for reference only and are not contractual. The accuracy and sensitivity of the training recognition function vary from person to person and are related to the user's posture and performance during training.



TELEFUNKEN MANUAL

TLSM 01 Phase 2



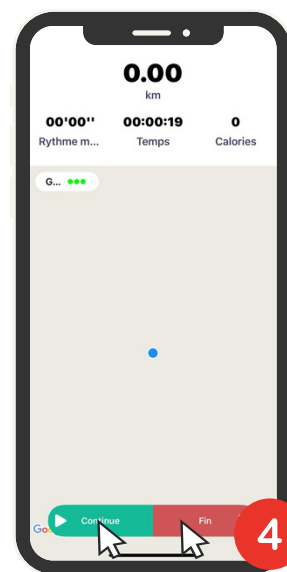
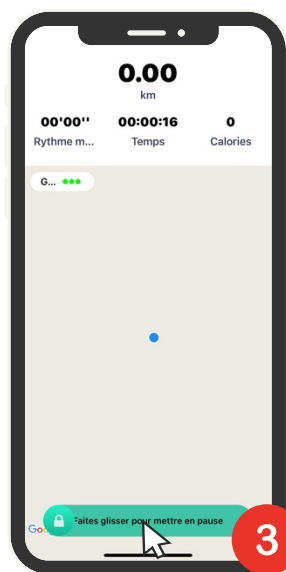

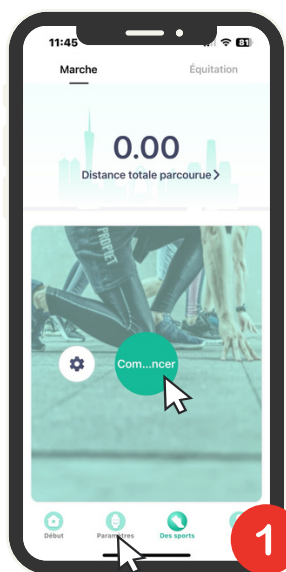
SPECIFIC ABSORPTION RATE (SAR)

The SAR of connected watches/wireless headphones quantifies the maximum level of user exposure to electromagnetic waves for a limb or the trunk. French regulations require that the SAR does not exceed 2W/Kg for the trunk and 4W/Kg for limbs.

- Trunk SAR: 1.87W/Kg
- Limb SAR: 1.50W/Kg

SPORT MODE INSTRUCTIONS

1. Find the sport mode at the bottom of the app, then start an activity by clicking on "Start" in the center of the screen.
2. The countdown will start before the activity begins.
3. Swipe to pause the activity.
4. Choose between resuming your activity or stopping it.



- Please read these precautions before the first use of the device. Any problem occurring while the user has not read these precautions will not be the responsibility of W2 SAS or its distributors.
- Do not use the device for functions other than those described in the manual.
- Do not subject the device to violent shocks or severe vibrations, as this may cause serious malfunctions.
- Do not use or place the device in excessively hot, humid, or highly magnetic environments.
- This product is not waterproof.
- When materials are on the device, wipe it with a towel or soft cloth. Do not clean the device with flammable solvents such as alcohol, benzene, thinners, etc.
- Do not disassemble and reassemble the device yourself; otherwise, the warranty may no longer apply to the device.
- Do not shake the device or inflict shocks while it is connected to another device.
- Fully charge the battery.
- Operating temperature: 0-40°C.



- This logo indicates that it is electrical and electronic equipment containing hazardous substances that may have potential effects on the environment and human health. These products are therefore to be treated as waste subject to Directive 2012/19/EU of July 4, 2012, relating to sorted waste, but handed over to local waste disposal centers or collection and recycling systems made available to you by local authorities.

TELEFUNKEN MANUAL

TLSM 01 Phase 2

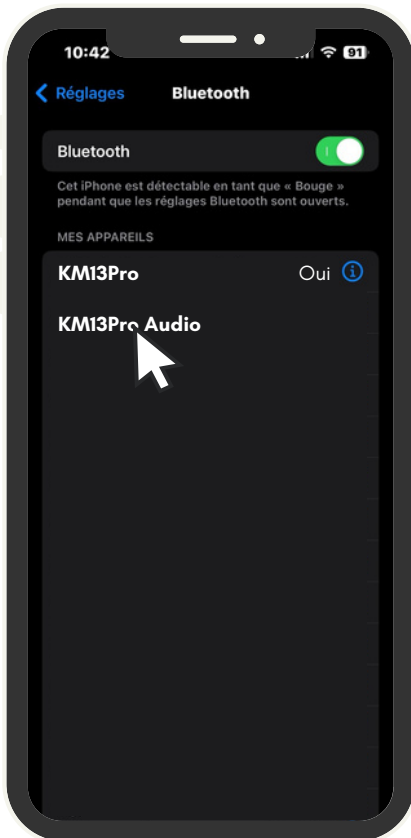


SPECIFIC ABSORPTION RATE (SAR)

The SAR of connected watches/wireless headphones quantifies the maximum level of user exposure to electromagnetic waves for a limb or the trunk. French regulations require that the SAR does not exceed 2W/Kg for the trunk and 4W/Kg for limbs.

- Trunk SAR: 1.87W/Kg
- Limb SAR: 1.50W/Kg

BLUETOOTH CALL MANAGEMENT



- Open your Bluetooth settings and select KM13Pro Audio.



- Dial the desired number / Increase volume / Reject a call / Accept a call.

- Please read these precautions before the first use of the device. Any problem occurring while the user has not read these precautions will not be the responsibility of W2 SAS or its distributors.
- Do not use the device for functions other than those described in the manual.
- Do not subject the device to violent shocks or severe vibrations, as this may cause serious malfunctions.
- Do not use or place the device in excessively hot, humid, or highly magnetic environments.
- This product is not waterproof.
- When materials are on the device, wipe it with a towel or soft cloth. Do not clean the device with flammable solvents such as alcohol, benzene, thinners, etc.
- Do not disassemble and reassemble the device yourself; otherwise, the warranty may no longer apply to the device.
- Do not shake the device or inflict shocks while it is connected to another device.
- Fully charge the battery.
- Operating temperature: 0-40°C.



- This logo indicates that it is electrical and electronic equipment containing hazardous substances that may have potential effects on the environment and human health. These products are therefore to be treated as waste subject to Directive 2012/19/EU of July 4, 2012, relating to sorted waste, but handed over to local waste disposal centers or collection and recycling systems made available to you by local authorities.